

# FR600 SERIES

DC PUMPS

AC PUMPS

NEXTEC

HAND PUMPS

METERS

CABINET  
DISPENSERS

FMS

ACCESSORIES

DEF

KITS

## FR604H






## FR610H



## FR610HA



DESCRIPTION	Pump Only	Manual Nozzle	Gasoline Automatic Nozzle
FLOW RATE	15 GPM / 57 LPM	15 GPM / 57 LPM	15 GPM / 57 LPM
VOLTAGE / AMP RATING (FLA)	115V AC / 2 A	115V AC / 2 A	115V AC / 2 A
DUTY CYCLE	30 Min On / 30 Min Off	30 Min On / 30 Min Off	30 Min On / 30 Min Off
DISCHARGE HEAD / DISCHARGE PRESSURE	37' / 16 PSI	37' / 16 PSI	37' / 16 PSI
SUCTION LIFT	8'	8'	8'
INLET THREAD / OUTLET THREAD	1" NPT / 0.75" NPT	1" NPT / 0.75" NPT	1" NPT / 0.75" NPT
MOUNTING SIZE, THREAD, & TYPE	2" NPT Bung Mount	2" NPT Bung Mount	2" NPT Bung Mount
KEY INCLUDED COMPONENTS		¾" x 12' UL Listed Hose with Static Ground Wire, ¾" Cast Aluminum Manual Nozzle, 20" – 34-½" Steel Telescoping Suction Pipe	¾" x 12' UL Listed Hose with Static Ground Wire, ¾" Automatic Unleaded Nozzle
COMPATIBLE FLUIDS			
PACKAGE DIMENSIONS (WxHxD) / WEIGHT	12.63" x 6.63" x 15.25" / 21 lbs	15.44" x 10.63" x 18.31" / 30 lbs	15.44" x 10.63" x 18.31" / 32 lbs
CERTIFICATIONS	cULus	cULus	cULus
WARRANTY	Limited Lifetime	Limited Lifetime	Limited Lifetime
UPC	089404248331	089404248355	089404248362